

SKY Harbor Weekly Briefing

On the Precipice of a Pause

As expected, the Federal Reserve raised interest rates by 25 bps at the May FOMC meeting, their 10th consecutive hike in just over a year. Though Chairman Powell stopped short of announcing a pause, key changes in the released policy statement (removal of the word “anticipating” in relation to future additional increases) gave investors hope that tightening may be at an end. In this *Weekly Briefing*, we highlight the extraordinary pace of rate hikes this cycle, with a focus on economic implications stemming from the Fed’s desire to further cool inflation.

“We’re Getting Close, Or Maybe Even There”

Though investors largely anticipated Wednesday’s decision – which was unanimous among committee members – several former Fed officials and market pundits voiced their preference for a pause in the days leading up to the meeting. Arguing that another 25 bps of tightening was not necessary, **dissenters pointed to the “long and variable” lag between monetary policy action and the ultimate impact on the economy**, particularly in light of how much the Fed has moved in recent months. Also of concern is continued strain from the banking crisis, which is expected to further constrict credit even in the absence of additional issues arising from the regionals. **Supporters of the hike highlighted still elevated prices and a hot labor market amidst economic resilience, focusing instead on the risks from prematurely declaring victory on inflation.** Ultimately, though the Chairman stopped short of announcing a pause in the hiking cycle (noting that decisions will continue to be made on a “meeting-by-meeting” basis), futures markets have moved aggressively to price in cuts beginning this September.

FOMC Hikes Despite Cautious Tone from Former Members

select commentary, pre- and post-FOMC decision

"My own view is that the economy is quite likely to slow down in the second half of the year, and that its not necessary at this point to be raising rates until we get a better view of what the second half of the year looks like." **-Fmr Boston Fed President Rosengren**

"I would be in the camp of signaling a pause," citing significant hikes thus far and tighter credit stemming from the banking crisis. **-Fmr Fed Vice Chair Clarida**

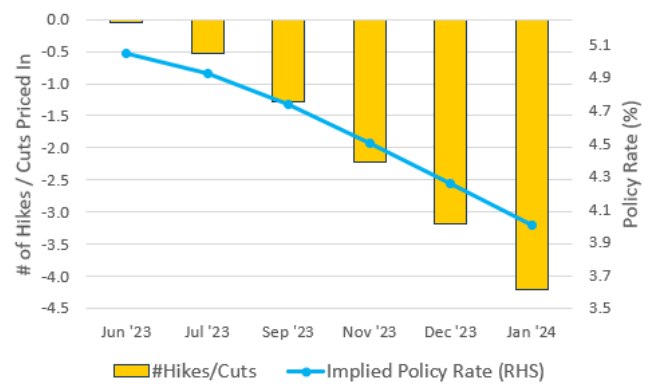
"I'd prefer to do what's called the hawkish pause, not raise but signal that we are in a tightening stance, because I actually think the banking situation may well be more serious than we currently understand." **-Fmr Dallas Fed President Kaplan**

Following the unanimous decision to raise rates by 25 bps, **Fed Chairman Powell** noted that "We feel like we're getting close, or maybe even there," referring to future rate hikes needed to reduce inflation.

Source: SKY Harbor, Federal Reserve, Bloomberg

Markets See Next Move as a Cut

Fed funds futures implied rate by FOMC meeting date, as of May 3, 2023

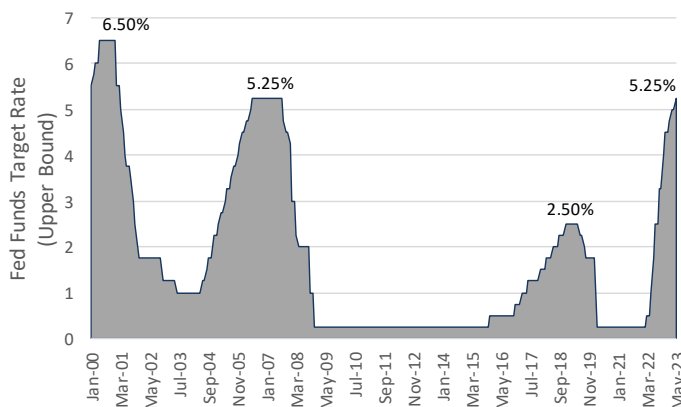


A Torrid Pace

Following a May hike, the upper bound of the Federal Funds Target Rate has reached 5.25%, its highest level since 2007. Perhaps more impactful, **the pace of rate hikes – 500 bps in just over a year – is somewhat extraordinary, representing the most aggressive cadence in approximately four decades.** Though perhaps merited given the rise of inflation in the post-pandemic period, rapid hikes can lead to unintended consequences, with cracks already emerging in the form of bank stress. On that topic, and despite Powell’s insistence that issues stemming from three banks “at the heart of the stress” have now “been resolved,” he did concede that it may take months before the full impact policy action and tightening lending standards have on the economy will be fully understood.

Fed Funds Rate Now Highest Since '07

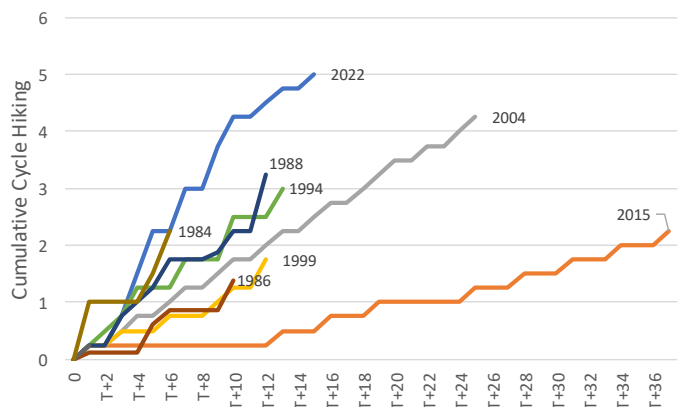
monthly data, since Jan 2000



Source: SKY Harbor, Federal Reserve, Bloomberg

Steepest Hiking Cycle in Decades

by hiking cycle, month "0" precedes first hike



“We are Prepared to Do More”

Powell was clear that, despite aggressive actions taken to date, inflation remains too high and that convergence toward a more normalized environment will take time. As such, the Chairman continued to characterize rate cuts in the back half of 2023 as unlikely despite market signals to the contrary. At issue is a still overheated job market with an unemployment rate of 3.4%, a level that has stubbornly remained over 100 bps below the Fed’s projection by year end. **Looking back at data since 1950, we highlight below 11 periods in which the unemployment rate increased by at least one percentage point over a 12-month period.** Unfortunately, each one coincided with a recession, a dynamic not lost on politicians who fear the Fed’s quest to kill inflation will result in millions of job losses and negative output growth.

Rising Unemployment Correlated w/ Shrinking Output

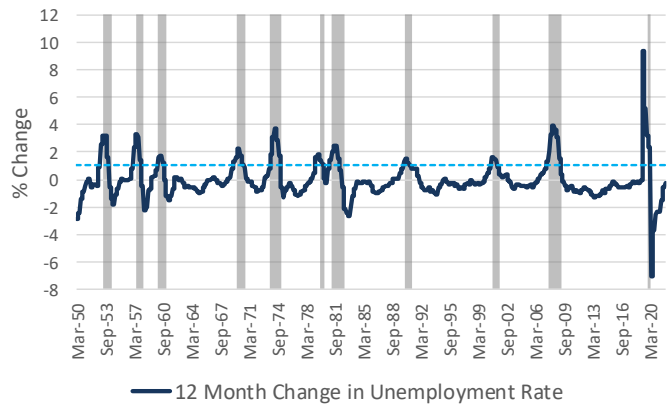
quarterly data, since 1950



Source: SKY Harbor, The National Bureau of Economic Research, Bloomberg

Recession Has Followed 1% Increases in Unemployment Rate

monthly data, recessions shaded grey



So You’re Saying There’s a Chance...

Acknowledging that such an outcome would go against historical precedent, Powell noted that “it’s possible that we can continue to have a cooling in the labor market without having the big increase in unemployment” observed in prior episodes, and even went on to say that **“the case of avoiding a recession is, in my view, more likely than that of having a recession.”** Though no doubt reassuring to hear the Fed Chairman’s optimism, and keeping in mind that high-single digit annualized high yield index returns have historically been generated in months that follow the final hike of a monetary tightening cycle (see our *Weekly Briefing* entitled [The Final Hike?](#) for additional details), several leading economic indicators are trending in the wrong direction. More specifically, weakening of consumer expectations for business conditions, softening ISM Index new orders, and lower building permits make **high yield index spreads appear tight relative to historical correlations with The Conference Board Leading Index.** Importantly, however, a meaningful decline in high yield bond prices may not be necessary to correct the divergence illustrated in the scatterplot below. Rather, an underlying rally in rates, consistent with what happened in two of the previous three hiking cycle transition periods, could push spreads sufficiently wider without much added stress on secondary market trading levels.

Leading Economic Indicators Trending Down

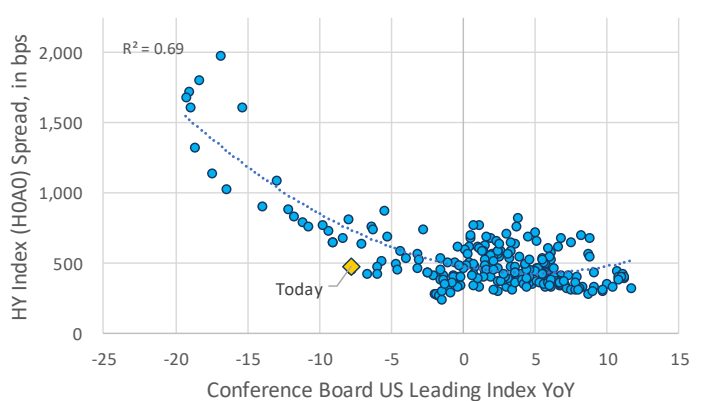
monthly data, recessions shaded grey



Source: SKY Harbor, Conference Board, NBER, ICE Data Indices

Spreads Appear Tight Given Leading Indicator Trends

monthly data, trailing 20 years



Remain Defensive

Reiterating thoughts expressed in prior *Weekly Briefings*, we remain cautiously optimistic about high yield in 2023, with our view that spreads may need to widen offset by attractive starting yield-to-worst levels. We do, however, expect market volatility to pick up in the coming months, in our view driven by the hard vs. soft landing debate and an evolving earnings growth narrative. As such, we continue to believe default and downgrade avoidance will be paramount this year, and thus maintain our more defensive portfolio construction with an emphasis on credits expected to demonstrate muted earnings cyclicality in the coming quarters.

Important Disclosures and Disclaimers

This analysis and the opinions expressed herein are intended solely for institutional and professional investors that are responsible for assessing their own risk tolerances under prevailing market conditions. SKY Harbor Capital Management, LLC ("SKY Harbor") provides this document for informational purposes only. Nothing contained in this document is or should be construed as an advertisement, or an offer to enter any contract, investment advisory agreement, a recommendation to buy or sell securities of any kind, a solicitation of clients, or an offer to invest in any particular fund, product, investment vehicle, or derivative.

This document contains forward-looking statements that are based on SKY Harbor's current views and assumptions. Forward-looking statements such as the findings of our analytical research, our outlook for interest rates, Fed policy, the economy, high yield markets and the like, or our intended adjustments to the portfolios within our strategies are subject to inherent risks, biases and uncertainties that are beyond SKY Harbor's control and may cause actual results to differ materially from the expectations expressed herein.

The information contained herein is subject to change, and SKY Harbor is under no obligation to update any information contained herein. Certain information contained in this document has been obtained from third-party sources and, although believed to be reliable, has not been independently verified, and its accuracy or completeness cannot be guaranteed. SKY Harbor, its affiliates, officers, directors and employees hereby disclaim any liability whatsoever related to the use of this publication or its content and make no express or implied warranties of merchantability or fitness for any particular purpose or use with respect to the data, projections, analysis, content, or conclusions included in this publication.

Investing in securities involves risk of loss and past performance is not necessarily indicative of future results. Fixed income securities, especially high yield debt securities, are subject to loss of income and principal arising from credit risk, which is the risk that the issuer will be unable to make interest and principal payments when due. Material risks in investing in high yield debt securities also include, but are not limited to, opportunity cost (the risk that an issuer's credit trends deteriorate resulting in a higher level of compensation demanded by the market relative to the initial investment), interest rate risk, liquidity risk, selection risk, and overall market risk. In general, issuers of high yield debt securities have a greater likelihood of defaulting on the payment of interest or principal than issuers of investment grade bonds. There can be no assurance that the investment objectives described herein will be achieved or that substantial losses can be avoided.

Gross performance results do not reflect the deduction of investment advisory fees, which would reduce an investor's actual return. For example, assume that \$1 million is invested in an account with the Firm, and this account achieves a 6% compounded annualized return, gross of fees, for five years. At the end of five years that account would grow to \$1,338,226 before the deduction of management fees. Assuming management fees of 0.55% per year are deducted annually from the average annual AUM, the value of the account at the end of five years would be \$1,302,846, which is the equivalent of an annual compounded rate of 5.43%. For a ten-year period, the ending dollar values before and after fees would be \$1,790,848 and \$1,697,408, respectively. SKY Harbor's asset-based fees are generally billed monthly or quarterly in arrears. Please refer to the SKY Harbor's ADV Part 2A or applicable Offering Documents for more information on fees. Consultants supplied with gross results are to use this data in accordance with SEC, CFTC, NFA or the applicable jurisdiction's guidelines.

SKY Harbor is not a tax or legal advisor. Prospective investors should consult their tax or legal advisors before making tax-related investment decisions.

The ICE BofA Index data referenced herein is the property of ICE Data Indices, LLC ("ICE BofA") and/or its licensors and has been licensed for use by SKY Harbor. ICE BofA PERMITS USE OF THE ICE BofA INDICES AND RELATED DATA ON AN "AS IS" BASIS, MAKES NO WARRANTIES REGARDING SAME, DOES NOT GUARANTEE THE SUITABILITY, QUALITY, ACCURACY, TIMELINESS, AND/OR COMPLETENESS OF THE BofA INDICES OR ANY DATA INCLUDED IN, RELATED TO, OR DERIVED THEREFROM, ASSUMES NO LIABILITY IN CONNECTION WITH THE USE OF THE FOREGOING, AND DOES NOT SPONSOR, ENDORSE, OR RECOMMEND SKY Harbor or ANY OF ITS PRODUCTS OR SERVICES.

© 2023 SKY Harbor. This document may not be reproduced or transmitted, in whole or in part, by any means, to third parties without the prior written consent of SKY Harbor.